



DC/DC 铁路机车整机工控电源

JWDKR 铁路机车整机工控电源--50W 双路输出

JWDKR Railway locomotive Switching Power Supply--50W dual Output

典型性能 Typical Performance

- ◆外形尺寸: 130*98*40 (mm)
Dimension: 130*98*40 (mm)
- ◆宽输入电压范围)
Wide range input voltage
- ◆高效率、高功率密度、低纹波
High efficiency、High power density、Low ripple & noise
- ◆105℃长寿命电解电容
105℃ long life electrolytic capacitors
- ◆金属外壳, 八面屏蔽,
Metal shell, Eight face shield
- ◆安规: EN60950
Ann rules: EN60950



输入特性 Input Features

输入电压范围 Input voltage range	标称 110V Nominal voltage 110V 标称 72V Nominal voltage 72V	66~160VDC 45~135VDC
-------------------------------	--	------------------------

输出特性 Output Features

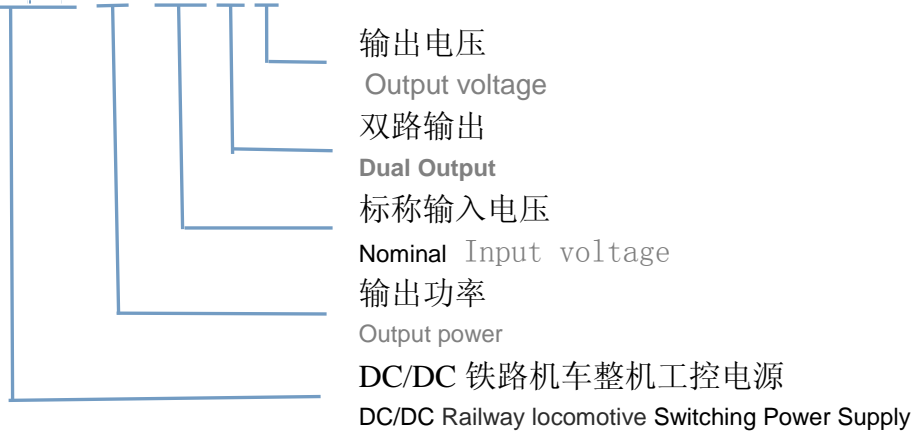
输出电压精度 Voltage tolerance	标称电压 Nominal voltage	$V_{o1} \cong \pm 1\%$ (3.3V、5V $\cong \pm 2\%$), $V_{o2} \cong \pm 5\%$
电压调整率 Line regulation (full load)	输入电压从低端到高端变化 Change of input voltage from lowend to highend	$V_{o1} \cong \pm 0.5\%$, $V_{o2} \cong \pm 1.5\%$
负载调整率 Load regulation	20%~100%负载变化 20%~100% Load change	$V_{o1} \cong \pm 0.5\%$, $V_{o2} \cong \pm 3\%$
温度系数 Temperature coefficient		$\pm 0.02\%/^{\circ}\text{C}$
过功率保护 Output overload Protection		115~150%额定功率, 自恢复 115~150% rated output power, auto recovery
短路保护 Short Circuit Protection		长期, 自恢复 Long-term, auto recovery
过冲幅度 Overshoot	25%额定负载变化 25% rated load change	$\cong 500\mu\text{S}$
	$\Delta V_{o1} / V_{o1}$	$\cong \pm 4.0\%$

一般特性 General Features

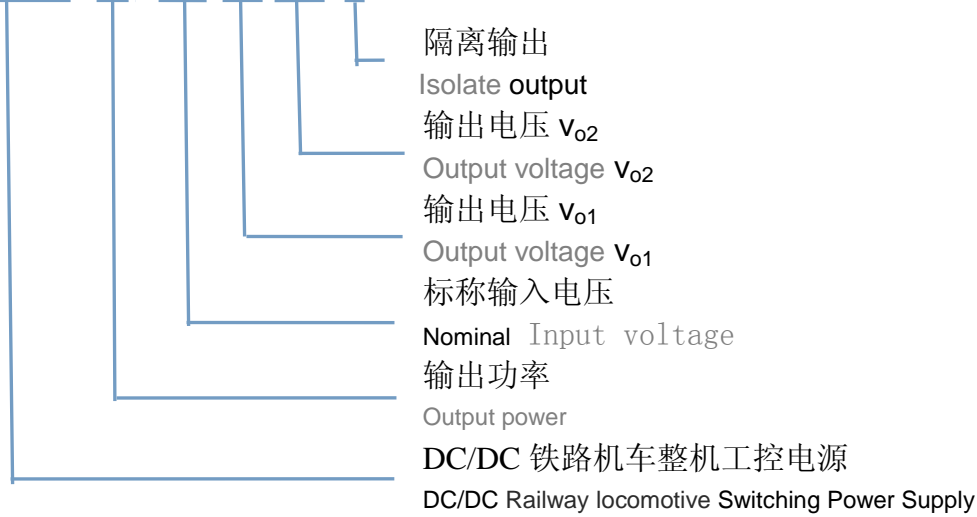
隔离耐压 Withstand voltage	输入对输出、输入对地 I/P-O/P、I/P-F/G 输入对地 I/P-F/G 输出对输出(隔离) O/P-O/P((1分钟, 漏电流 $\cong 5\text{mA}$) (1Minute leakage current) $\cong 5\text{mA}$)	1500VAC 500VAC 500VDC
绝缘电阻 Isolation resistance	500V	$\cong 50\text{M}\Omega$
MTBF	环境 25℃ Environment 25℃	2.0×10^5 Hrs
工作温度 Operating temperature	55℃以上降额使用 Above 55℃ derating make	-40℃~70℃
储存温度 Storage temperature		-40℃~85℃
工作相对湿度 Operating humidity	无凝露及结冰现象 (non condensing)	10%~90%RH
储存相对湿度 Storage humidity	无凝露及结冰现象 (non condensing)	5%~95%RH
冷却方式 Cooling method		自然冷却 Convection

命名方式 Naming Rules

JWDKR 50- 110 D 5



JWDKR 50- 110 S5 S12 I



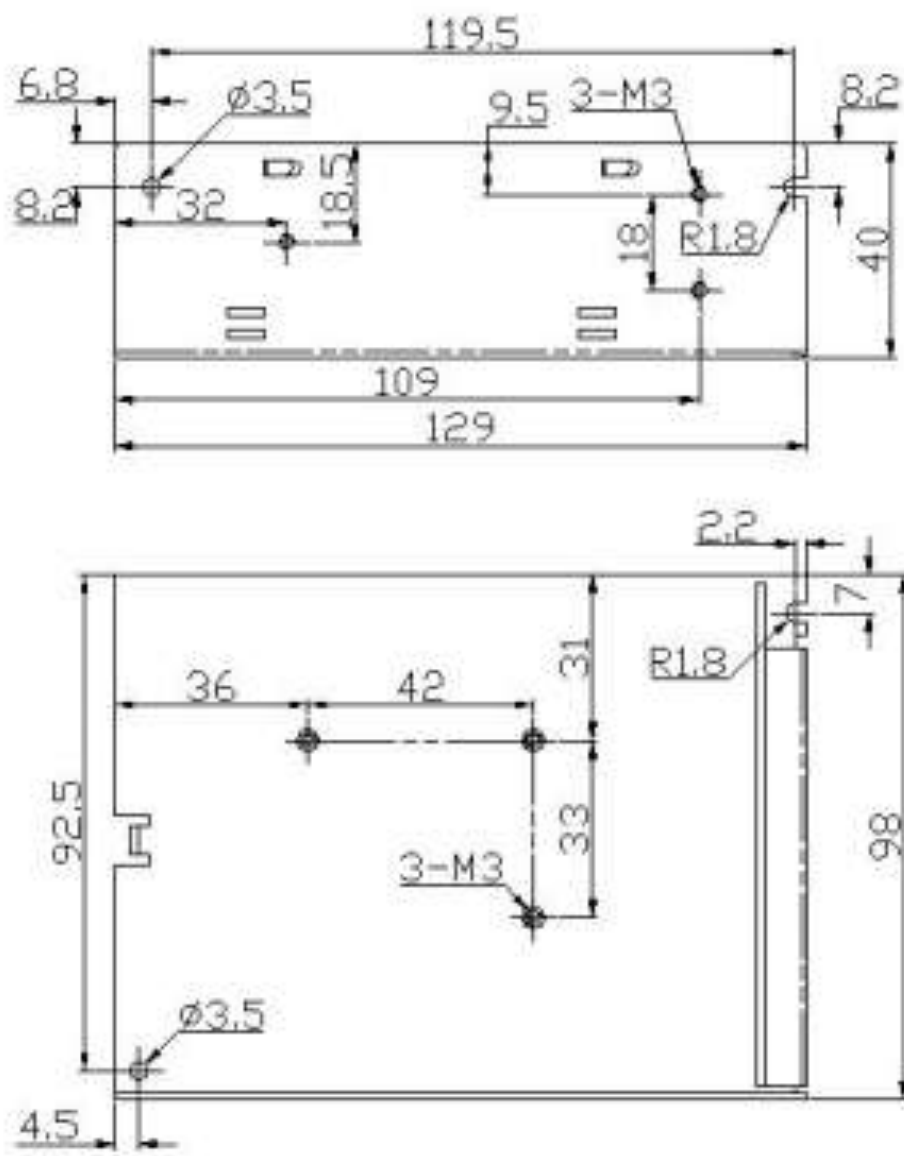
产品选型 Product selection

产品型号 Model No.	输入电压 Input voltage V_{in}	输出电压 Output voltage V_o	输出电流 Output current I_o	输出电压精度 Output voltage tolerance	纹波噪声 R&N $V_{(P-P)mV}$	效率 Efficiency
JWDKR50-110D5	66~160V	+5V	0.5~5.0A	±2%	80mV	78%
		-5V	0.5~5.0A	±5%	100mV	
JWDKR50-110D12		+12V	0.2~2.1A	±1%	100mV	82%
		-12V	0.2~2.1A	±3%	100mV	
JWDKR50-110D24		+24V	0.1~1.0A	±1%	150mV	84%
		-24V	0.1~1.0A	±3%	150mV	
JWDKR50-110S5S5I		+5V	0.5~5.0A	±2%	80mV	78%
		+5V	0.2~2.0A	±5%	100mV	
JWDKR50-110S5S12I		+5V	0.5~5.0A	±2%	80mV	79%
		+12V	0.1~1.0A	±3%	100mV	
JWDKR50-110S12S12I		+12V	0.4~3.5A	±1%	120mV	82%
		+5V	0.1~1.0A	±5%	100mV	
JWDKR50-110S12S24I	+24V	0.2~1.5A	±1%	150mV	83%	
	+5V	0.1~1.0A	±5%	100mV		
JWDKR50-72D5	45~135V	+5V	0.5~5.0A	±2%	80mV	78%
		-5V	0.5~5.0A	±5%	100mV	
JWDKR50-72D12		+12V	0.2~2.1A	±1%	100mV	82%
		-12V	0.2~2.1A	±3%	100mV	
JWDKR50-72D24		+24V	0.1~1.0A	±1%	150mV	84%
		-24V	0.1~1.0A	±3%	150mV	
JWDKR50-72S5S5I		+5V	0.5~5.0A	±2%	80mV	78%
		+5V	0.2~2.0A	±5%	100mV	
JWDKR50-72S5S12I		+5V	0.5~5.0A	±2%	80mV	79%
		+12V	0.1~1.0A	±3%	100mV	
JWDKR50-72S12S12I		+12V	0.4~3.5A	±1%	120mV	82%
		+5V	0.1~1.0A	±5%	100mV	
JWDKR50-72S12S24I	+24V	0.2~1.5A	±1%	150mV	83%	
	+5V	0.1~1.0A	±5%	100mV		

注：因篇幅有限，以上只是部分产品列表，若需列表以外产品，请与本公司销售部联系。

Note: Due to space limitations, the above list is only for some products, if other than a list of products, please contact the Company's sales department.

安装尺寸图 Mechanical Data



注：电源安装尺寸如与选型手册不符，应以实物标签上的标注为准。

Note: Power mechanical data does not match with the hand book, please refer to the actual item.