

JWDH--30W 单路输出 H 型封装系列

JWDH--30W single output H Package type series

典型性能 Typical Performance

- ◆外形尺寸：72*50*28 (mm)
Dimension: 72*50*28 (mm)
- ◆宽输入电压范围 (2: 1 输入电压范围)
Wide range input voltage (2: 1 range input voltage)
- ◆105°C 长寿命电解电容
105°C long life electrolytic capacitors
- ◆高效率、高功率密度、低纹波
High efficiency、High power density、Low ripple & noise
- ◆黑金属外壳，八面屏蔽，通孔安装
Black metal shell, Eight face shield, Hole is installed
- ◆安规：EN60950
Ann rules: EN60950



输入特性 Input Features

输入电压范围 Input voltage range	标称 12V Nominal voltage 12V	9.5~18VDC
	标称 24V Nominal voltage 24V	18~36VDC
	标称 48V Nominal voltage 48V	36~72VDC
	标称 110V Nominal voltage 110V	72~144VDC

输出特性 Output Features

输出电压精度 Voltage tolerance	标称电压 Nominal voltage	$\cong \pm 1\%$ (3.3V、5V $\cong \pm 2\%$)
电压调整率 Line regulation (full load)	输入电压从低端到高端变化 Change of input voltage from low end to high end	$\cong \pm 0.5\%$
负载调整率 Load regul	20%~100% 负载变化 20%~100% Load change	$V_O \cong \pm 0.5\%$
纹波噪声 Ripple & Noise	20M 带宽 20M Bandwidth	$\cong 1\%$
温度系数 Temperature coefficient		$\pm 0.02\%/^{\circ}\text{C}$
容性负载 Capacitive load	输入标称电压、满载 Input rated voltage、Fullload	见附表 As per list enclosed
过流保护 Output overcircuit Protection		115~150% 额定电流, 自恢复 115~150% rated output circuit, auto recovery
短路保护 Short Circuit Protection		长期, 自恢复 Long-term, auto recovery
启动延迟时间 Turn-on delay time	典型值 Typical value	$\cong 200\text{ms}$
过冲幅度 Overshoot	25% 额定负载变化 25% rated load change	$\cong 500\mu\text{S}$
	$\Delta V_{O1} / V_{O1}$	$\cong \pm 4.0\%$

一般特性 General Features

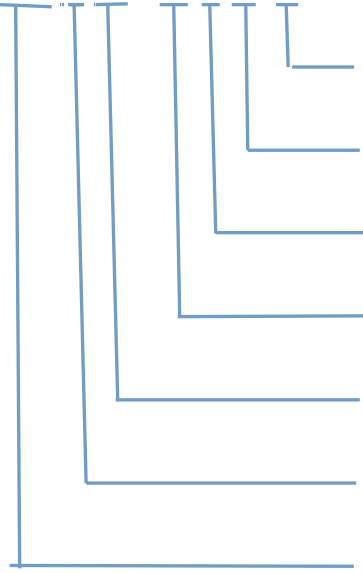
隔离耐压 Withstand voltage	输入对输出 I/P-O/P (1 分钟, 漏电流 $\cong 5\text{mA}$) (1 Minute, leakage current) $\cong 5\text{mA}$	3000VDC
绝缘电阻 Isolation resistance	500V	$\cong 100\text{M}\Omega$
MTBF	环境 25°C Environment 25°C	$2.0 \times 10^5 \text{Hrs}$
开关频率 switching frequency		100KHz
工作温度 Operating temperature	55°C 以上降额使用 Above 55°C derating make	-40°C ~ 70°C
储存温度 Storage temperature		-40°C ~ 85°C
工作相对湿度 Operating humidity	无凝露及结冰现象 (non condensing)	10% ~ 90%RH
储存相对湿度 Storage humidity	无凝露及结冰现象 (non condensing)	5% ~ 95%RH
冷却方式 Cooling method		自然冷却 Convection

注: 模块的输出端可以外加电解电容, 但过大的容量和过低的 ESR 值可能会引起模块工作的不稳定, 或造成限流点变低, 推荐输出电容值为 100 $\mu\text{F/A}$, 此处的电流指额定输出电流。

Note: The output end of the module can be coupled with electrolytic capacitor, but too much capacity and low ESR value may cause the instability of the module, or current limit points of lower output capacitance of the recommended value of 100 $\mu\text{F/A}$, the current here refers to the rated output current.

命名方式 Naming Rules

JWDH30-12S5



无标注: 输入电压 2:1
Not marked input voltage range 2:1
输出电压
Output voltage
单路输出
Single Output
标称输入电压
Nominal Input voltage
输出功率
Output power
外形尺寸 72*50 (mm)
Dimension 72*50 (mm)
DC/DC 电源模块
DC/DC power module

产品选型 Product selection

产品型号 Model No.	输入电压范围 Input voltage V_{in}	输出电压 Output voltage V_o	输出电流 Output current I_o	纹波噪声 R & N $V_{(P-P)mV}$	效率 Efficiency
JWDH30-12S5	9.5~18V	5V	6.00A	100	81%
JWDH30-12S12		12V	2.50A	120	84%
JWDH30-12S15		15V	2.00A	150	85%
JWDH30-12S24		24V	1.25A	200	87%
JWDH30-24S5	18~36V	5V	6.00A	100	82%
JWDH30-24S12		12V	2.50A	120	85%
JWDH30-24S15		15V	2.00A	150	86%
JWDH30-24S24		24V	1.25A	200	88%
JWDH30-48S5	36~72V	5V	6.00A	100	82%
JWDH30-48S12		12V	2.50A	120	85%
JWDH30-48S15		15V	2.00A	150	86%
JWDH30-48S24		24V	1.25A	200	88%
JWDH30-110S5	72~144V	5V	6.00A	100	82%
JWDH30-110S12		12V	2.50A	120	85%
JWDH30-110S15		15V	2.00A	150	86%
JWDH30-110S24		24V	1.25A	200	88%

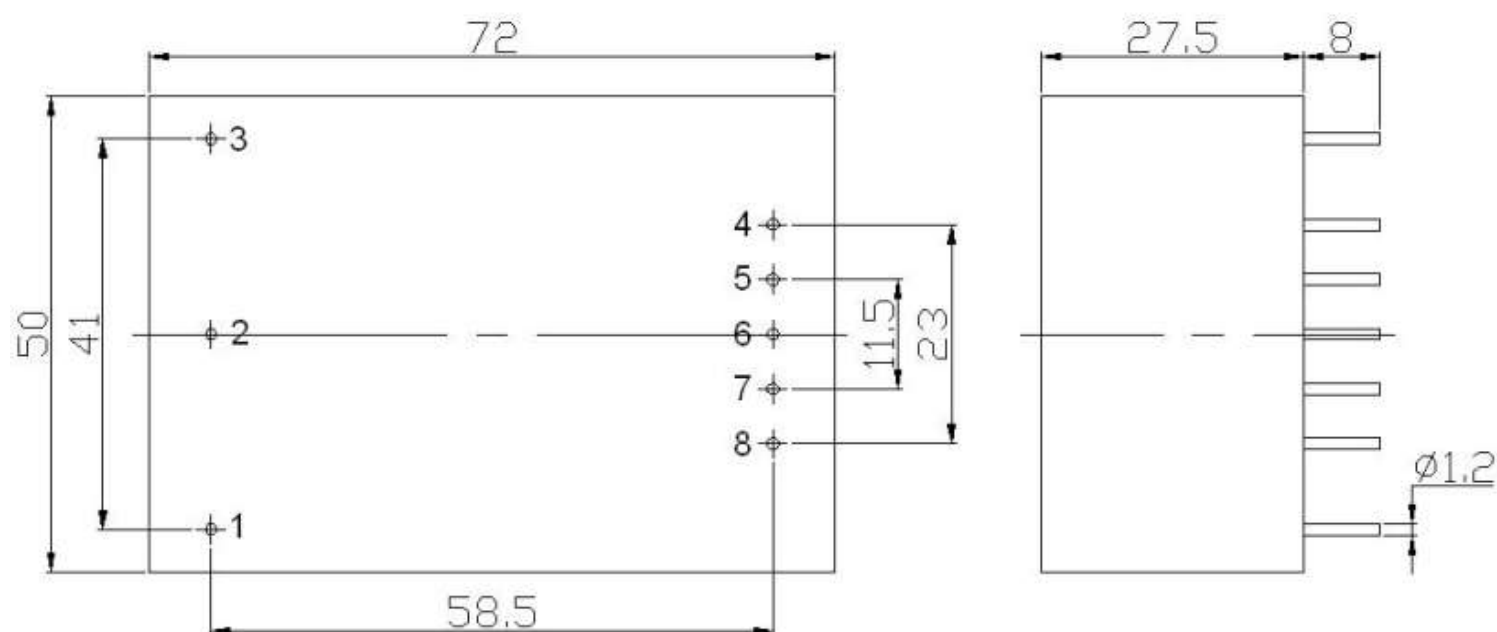
注: 因篇幅有限, 以上只是部分产品列表, 若需列表以外产品, 请与本公司销售部联系。

输出纹波噪声(峰-峰值)的测量, 请参照模块测试说明中介绍的方法进行。

Note: Due to space limitations, the above list is only for some products, if other than a list of products, please contact the Company's sales department.

Output ripple noise measurement (peak - peak), please refer to the module test notes method is introduced.

封装尺寸图 Mechanical Data



管脚定义 Pin Assignments

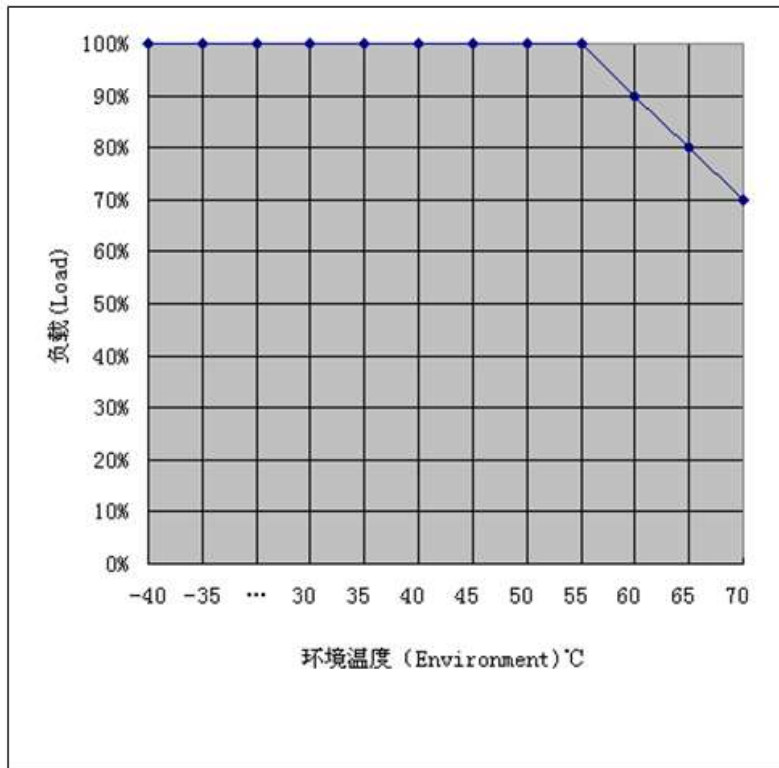
管脚说明	P1	P2	P3	P4	P5	P6	P7	P8
单路 (S)	FG	V_{in+}	V_{in-}	V_{o+}	NP	GND	NP	GND

注: 电源模块的外形尺寸和管脚定义如与选型手册不符, 请以实物实际尺寸为准。

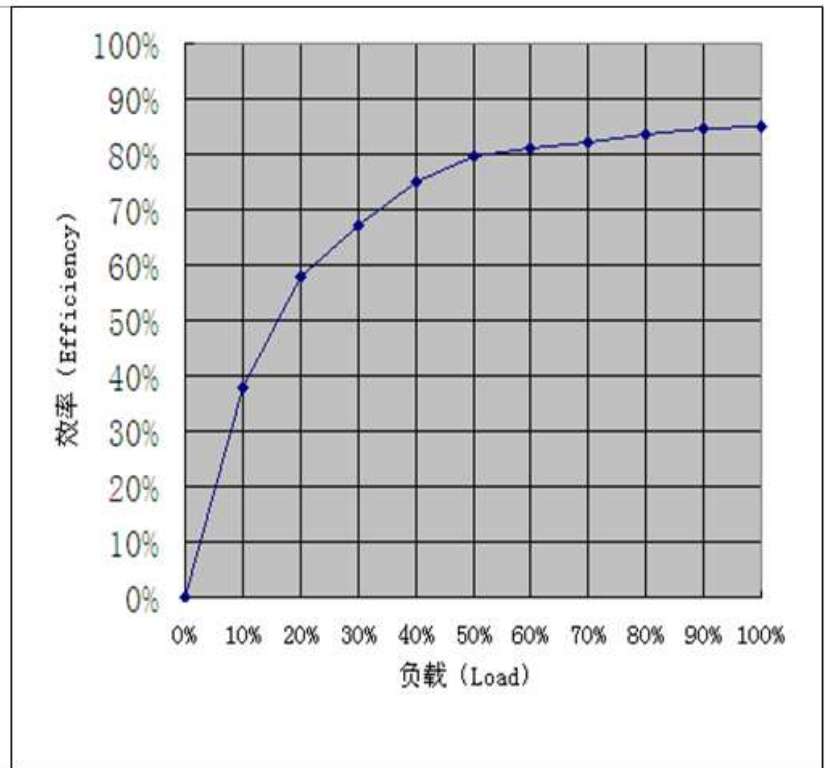
Note: Dimensions and pin definitions of power module such as inconsistent with the hand book, please in kind prevail actual size

典型曲线 Typical curve

降额曲线
Derating curve



效率曲线
Efficiency curve



纹波噪声测试: (靠测法 20MHz)

测试方法: 纹波&噪声用示波器来测试。测试模块噪声时为了避免引入额外噪声, 须用示波器探头直接接触模块输出引脚

